

Energizer

MAX 10K UE10037



Package Contents



1 UE10037



2 User Manual



3 Charging Cable

Specification:

Model Name : UE10037

Cell Type : Lithium Polymer

Battery Capacity : 10000mAh/ 3.7V/37Wh

Rated Input : Micro USB 5V/2A

Rated Input : USB-C 5V/2A

Rated Output 1 : USB-A 5V/1A

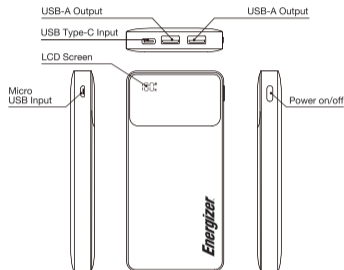
Rated Output 2 : USB-A 5V/2.1A

Total Output : DC 5V/2.1A (max)

Dimensions : 139(L) x67.7(W) x16.6(H)mm

Weight : 246g±10g

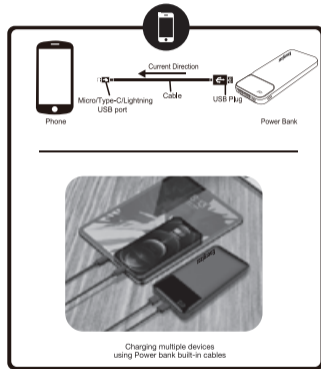
Charging and using the power bank



How to charge your digital Device:

1. There are two USB outputs for you to charge your devices.
2. Connect the desired charging cable to the USB port of the power bank and connect the other end into a device such as a cellphone.
3. Press the power button
4. The LCD power indicator will display the battery percentage while charging.

5. Remove the charging cable once your device is fully charged.



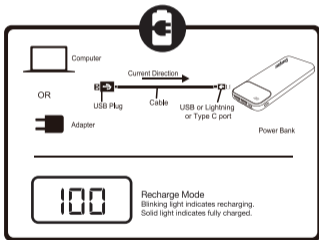
Charging multiple devices
using Power bank built-in cables

Safety Instruction



How to charge the powerbank:

1. Connect a Micro USB or Type C USB input to the power bank and then connect the USB end of the cable to a laptop/ USB port or charging adapter.
2. The LCD display will flash while the power bank is charging.
3. The LCD display will display 100% when the power bank is fully charged



1. Do not disassemble or attempt to repair or modify the power bank in any manner. Attempting to do so is dangerous and can lead to personal injury or damage of property.
2. Avoid unnecessary physical damage of the device. Abusing, crushing or dropping may result in product damage.
3. Keep the device dry, do not immerse the device to liquid or expose it to excessive heat or flammable objects. Do not leave the device in your motor vehicle, doing so may lead to overheating and damage to your property.
4. Discharge and charge the power bank at least once a month.
5. When fully charged, disconnect the device from the electricity.
6. Keep the device out of the reach of Children.
7. Dispose of properly or send to recycling center to save the environment.
8. Do not short circuit the power bank battery terminals with metal objects, it may cause fire.
9. Do not expose product to fire or extreme high temperatures, wet or corrosive environment.
10. Optimum working temperature for device is lower 60 degrees Celsius.
11. Charging time will vary depending on type of charger being used due to different specifications.
12. Battery performance will possibly decline after being used for certain period of time.
13. Please fully charge the power bank to activate it before first use.



PowerSafe Management

Guarantees against short circuit and over-charging for your power bank and devices.

Customer Service

Please contact South Africa Energizer
Power bank distributors:
Omnico (Pty) Ltd; 021 691 0110.
admin1@omnico.co.za

©2023 Energizer. Energizer, Energizer Character and certain graphic designs are trademarks of Energizer Brands, LLC and related subsidiaries and are used under license by TennRich International Corp..



Warranty

1 Year Warranty

This Energizer Product is guaranteed against any manufacturing defect up to 1 year. If this product is determined to be defective by an authorised Energizer dealer, it will be replaced at no expense to the customer. This warranty excludes normal wear and tear through regular use or if the product has been subjected to abuse by the user (including liquid damage). Please retain proof of purchase as the warranty will only be honoured if returned with an invoice.

www.energizersolutions.co.za